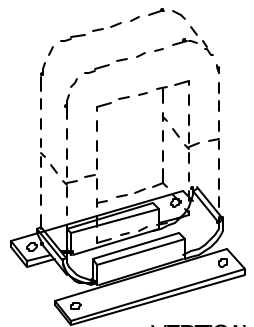
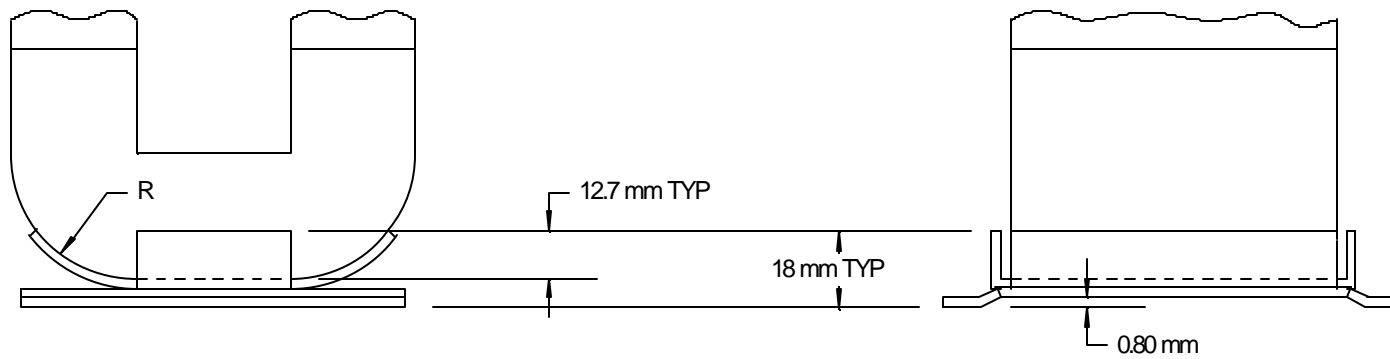
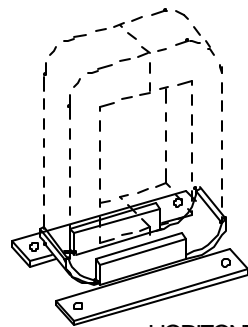


(CORE REF. DIMENSIONS)



VERTICAL MOUNTING



HORIZONTAL MOUNTING

Material		Hill Tech	
MLD STEEL		MOUNTING BRACKET	
SHEET 1 of 2		Drawing No.	
By	Date	BRKT C-Core	Rev.
DCZ Foley	01/15/06		B

CORE	NOMINAL CORE DIMENSION (mm)						NOMINAL BRACKET DIMENSIONS (mm)						
	a	b	c	d	e	f	A	B	C	E	F	G	R
AMCC-6.3	10	11	33	20	31	53	8.5	11	28	48	20	40	10
AMCC-8	11	13	30	20	35	52	6	13	25	48	17	40	11
AMCC-10	11	13	40	20	35	62	11	13	35	48	27	40	11
AMCC-16A	11	13	40	25	35	62	11	13	35	53	27	45	11
AMCC-16B	11	13	50	25	35	72	16	13	45	53	37	45	11
AMCC-20	11	13	50	30	35	72	16	13	45	58	37	50	11
AMCC-25	13	15	56	25	41	82	18	15	51	53	43	45	13
AMCC-32	13	15	56	30	41	82	18	15	51	58	43	50	13
AMCC-40	13	15	56	35	41	82	18	15	51	63	43	55	13
AMCC-50	16	20	70	25	52	102	22.5	20	65	53	57	45	16
AMCC-63	16	20	70	30	52	102	22.5	20	65	58	57	50	16
AMCC-80	16	20	70	40	52	102	22.5	20	65	68	57	60	16
AMCC-100	16	20	70	45	52	102	22.5	20	65	73	57	65	16
AMCC-125	19	25	83	35	63	121	26.5	25	78	63	70	55	19
AMCC-160	19	25	83	40	63	121	26.5	25	78	68	70	60	19
AMCC-200	19	25	83	50	63	121	26.5	25	78	78	70	70	19
AMCC-250	19	25	90	60	63	128	30	25	85	88	77	80	19
AMCC-320	22	35	85	50	79	129	22.5	35	80	78	72	70	22
AMCC-400	22	35	85	65	79	129	22.5	35	80	93	72	85	22
AMCC-500	25	40	85	55	90	135	20	40	80	83	72	75	25
AMCC-630	25	40	85	70	90	135	20	40	80	98	72	90	25
AMCC-800A	25	40	85	85	90	135	20	40	80	113	72	105	25
AMCC-800B	30	40	85	85	100	155	20	40	80	113	72	105	30
AMCC-1000	33	40	105	85	106	171	30	40	100	113	92	105	33

Sheet 2 of 2		Hill Tech	
		MOUNTING BRACKET	
DCZ Foley	1/5/2006	Dwg No.	C-Core-BRTK Rev. A