

SC0370-300-RSS



APPLICATIONS

- Wind Turbine Pitch Control
- Industrial Backup Power
- Electric Power Tools
- Renewable Energy Systems
- Energy Harvesting
- AGV's



FEATURES & ADVANTAGES

- One Million Cycle Life
- Good Low Temperature Characteristics
- Ultra High Power Density
- Ultra Low Internal Resistance
- 10-15 year calendar life



Specifications

Capacitance	Rated ¹	370F
	Tolerance	-0/+20%
Voltage	Rated	3.0V DC
	Surge ²	3.1V DC
ESR	ESR (DC) - typical	1.8mΩ
	ESR (DC) - maximum initial	2.4mΩ
Current	Maximum leakage ³	0.3mA
	Maximum peak	220A
	Maximum continuous current ($\Delta T = 15^{\circ}\text{C}$) ⁴	21A RMS
	Maximum continuous current ($\Delta T = 40^{\circ}\text{C}$) ⁴	34A RMS
Energy Storage	Maximum energy ⁵	0.46Wh
	Usable energy ⁶	0.35Wh
	Volumetric energy density ⁷	8.86Wh/L
	Gravametric energy density ⁸	7.12Wh/kg
Power Density	Power density ⁹	6923W/kg

Temperature

Temperature Characteristics	Operating Temperature Range ¹⁰	-50°C to +65°C
	Storage Temperature Range	-50°C to +70°C

Standards, Safety & Environmental

Safety	Short Circuit Current	1200A
	<ul style="list-style-type: none"> • This product may vent or rupture if overcharged, reverse charged, incinerated or heated above 100°C • Do not crush, mutilate, or disassemble • Do not dispose of unit in trash 	

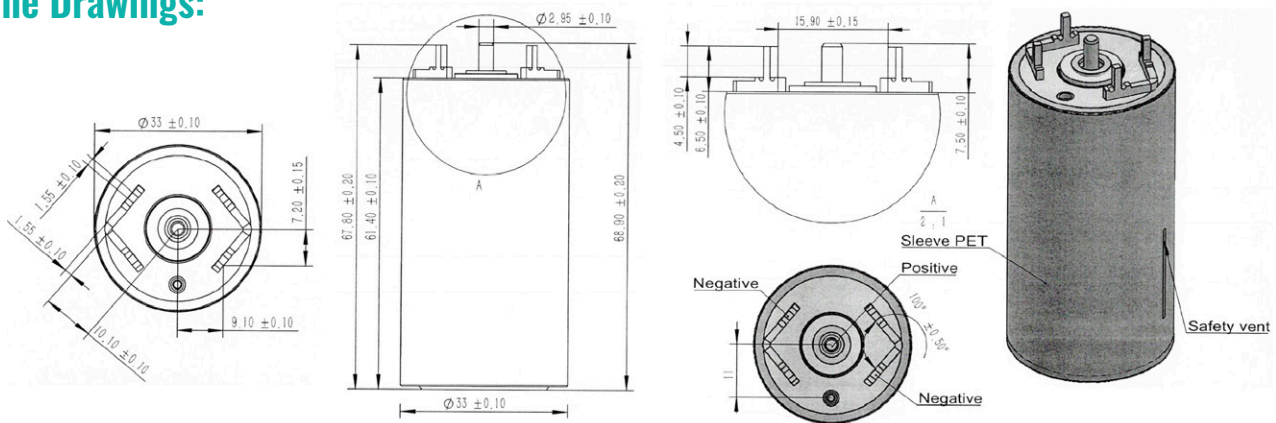
Service Lifetime

Endurance	Product held at rated voltage in 65°C environment for 1500 hours	
	Change in capacitance (% drop from rated)	≤20%
	Change in ESR (% increase from maximum initial)	≤100%
DC Life	Product held at rated voltage in 25°C environment	
	Projected Life	10+ years
	Change in capacitance (% drop from rated)	≤20%
	Change in ESR (% increase from maximum initial)	≤100%
Cycle Life	Cycling from rated voltage to 50% voltage under constant current in 25°C environment	
	Projected Life	1,000,000 cycles
	Change in capacitance (% drop from rated)	≤20%
	Change in ESR (% increase from maximum initial)	≤100%
Storage Life	Stored uncharged in original packaging in 25°C environment	
	Life	4 years

Physical Characteristics

Mechanical	Operation Vibration	IEC60068-2-6, SAE J380
	Impact	IEC60068-2-27, SAE J2464

Outline Drawings:



Weight and Size:

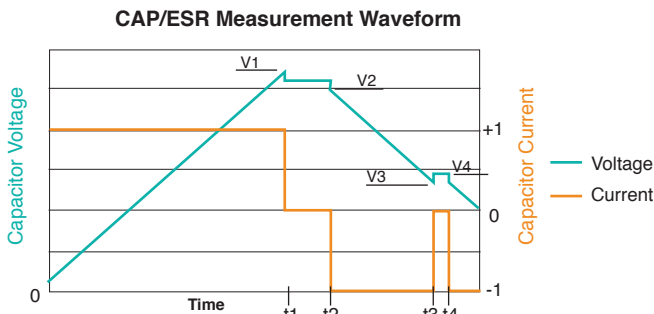
Weight: 65g | Size: L (Max.) 61mm, D (Max.) 33mm

Naming Rules:

Type	Capacitance	Dash	Rated Voltage	Dash	Termination
SC	0370 = 370F	-	300 = 3.0V	-	RSS = Radial Square Solder

Notes:

1. Measure capacitance and DC internal resistance at 25°C under specified test current per Figure 1



$V1 = V_{rated}$ $t2 - t1 = 15 \text{ seconds}$ $Capacitance = I \times (t3-t2)/(V2-V3)$
 $V3 = 0.5 \times V_{rated}$ $t4 - t3 = 5 \text{ seconds}$ $ESR = (V4 - V3)/I$

Figure 1

2. Surge voltage is non-repeatable and duration cannot exceed 1s

3. Corresponding current value after 72 hours of rated voltage at 25°C

$$4. \Delta T = I_{rms}^2 \times ESR \times R_{ca}$$

$$5. 0.5CV^2/3600$$

$$6. 0.5C(V_{nom}^2 - V_{min}^2)/3600$$

$$7. Wh_{usable} / \left(\frac{\pi r^2(\text{mm}) \times L(\text{mm})}{1 \times 10^6} \right)$$

$$8. Wh_{usable} / \text{weight}(\text{kg})$$

$$9. \text{Per IEC62391-2 } P_d = \frac{0.12V^2}{ESR_{DC} \times \text{weight}(\text{kg})}$$

10. Test after the sample has been maintained at -50°C for 16 hours and the temperature raised 10°C each time and maintained for 1 hour, then test the sample Figure 2

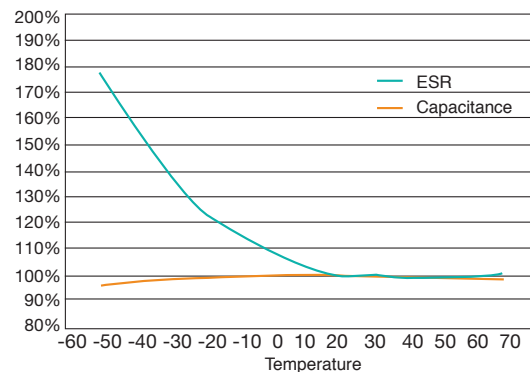


Figure 2

 Specifications are subject to change without notice.